


COIL

Coil without connection for solenoid valve


Technical Data Sheet



Description

Coil without connection for solenoid valve : WZB2 - WKB2 - WKE2 - WBI2 - HK2 - AKB2

- H-Class Spires molded in the coil body
- Voltage : 9W / 15W in CA and 15W in CC
- Operating temperature : max. +40°C and +50°C
- for DC or AC current
- Version IP 00 with pods according to DIN 43650, form A
- Version IP 20 with protective cap
- Version IP 65 with arranged connector



Every technical data concerns the standard coils.

All our solenoid valves can be delivered ON DEMAND with a different coil.

COIL

Coil without connection for solenoid valve

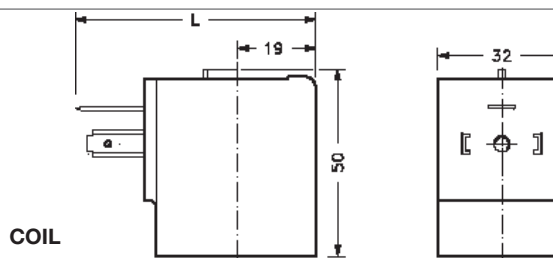
| Type | Supply voltage | Voltage | Réf. |
|------------|------------------|---------|------------------|
| 201 | 24V/DC | 10W CC | 149B12504 |
| 301 | 24V/DC | 6,5W CC | 149B12507 |
| 521 | 24V/DC | 27W CC | 149B12506 |
| 20B | 24V 50/60Hz | 15VA CA | 149B12501 |
| 20E | 220/230V 50/60Hz | 15VA CA | 149B12497 |
| 30B | 24V 50/60Hz | 8VA CA | 149B12503 |
| 30E | 220/230V 50/60Hz | 8VA CA | 149B12499 |
| 52B | 24V 50/60Hz | 30VA CA | 149B12502 |
| 52E | 220/230V 50/60Hz | 30VA CA | 149B12498 |
| GDV14024CY | 24V/DC | 14W | 149B12505 |
| GDV14024DY | 24V-50/60HZ | 14W | 149B12607 |
| GDV14230AY | 220/240V.50/60HZ | 31VA | 149B12500 |

Technical features

| | |
|---------------------------------|---|
| CONCEPTION | According to VDE 0580 |
| Voltage tolerance | Coils 220 V c.a. : +10%, -15%. Other coils c.a. for valves NF : +10%, -15% Other coils c.a. for valves NO and other coils c.c. : ±10% |
| Absorbed power, in the engaging | c.a. : 10, 12, 20, 40 VA |
| Absorbed power, engaging | c.a. : 15, 8, 30 VA c.c. : 10, 6.5, 27 W |
| Isolation of turns of the coil | Class H |
| Connection | Pods according to DIN 43650 form A and B |
| Waterproofness, IEC 529 | IP 00 with pods IP 20 with protective cap ; IP 65 with connector |
| Operating temperature | max. +55 °C et +80 °C |
| Duration of engaging max. | Permanent possible engaging |

Sizing

| Designation | ØA | B | C | D | E |
|--------------|------|------|------|------|----|
| | mm | mm | mm | mm | mm |
| Coil série 2 | 16,8 | 21,5 | 20,5 | 38,6 | 30 |
| Coil série 3 | 13 | 16,5 | 11 | 30,9 | 22 |
| Coil série 5 | 16,2 | 24,3 | 23,5 | 38,5 | 36 |



The descriptions and photographs contained in this product specification sheet are supplied by way of information only and are not binding.

Socla reserves the right to carry out any technical and design improvements to its products without prior notice. Warranty : All sales and contracts for sale are expressly conditioned on the buyer's assent to Socla terms and conditions found on its website at www.socla.com. Socla hereby objects to any term, different from or additional to Socla terms, contained in any buyer communication in any form, unless agreed to in a writing signed by an officer of Socla.



A WATTS Brand

Socla sas

365 rue du Lieutenant Putier • 71530 Virey-Le-Grand • France

Tel. +33 03 85 97 42 00 • Fax +33 03 85 97 42 42

contact@wattswater.com • www.socla.com

ISO 9001 version 2015 / ISO 18001